

TULA lounge seating



TECHNICAL INFORMATION

Frame and padding

- Steel framework molded in polyurethane;
- Round plywood plate Ø240 mm, 12 mm thickness on the bottom of shell.

Base options

- Four-star aluminium base with 120 mm run range gas lift;
- Five-star aluminium base with 65 mm castors (for soft or hard floor), 120 mm run range gas lift;
- Four-leg lacquered natural ash solid wood base.

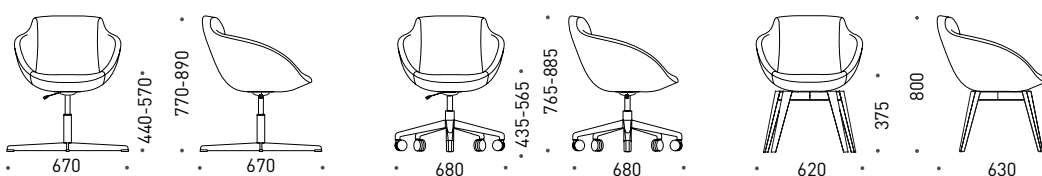
MATERIALS

- Fabric: ERA, VELITO, SYNERGY, STEP/STEP Melange;
- Leather look: RNN.

GUARANTEE



- 3 years

RANGE



ORDERING EXAMPLE

Code structure



SPA026	+	S68	D11
--------	---	-----	-----

